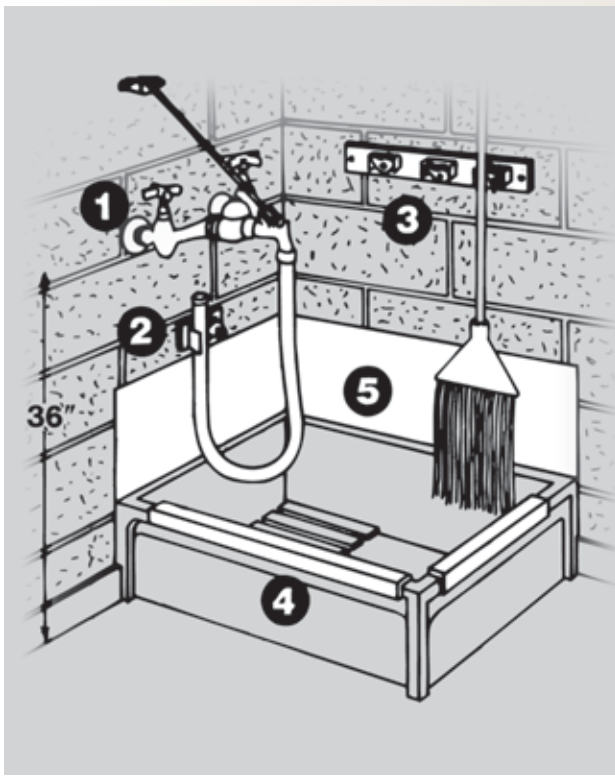


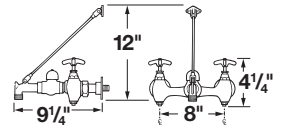
MOP SERVICE BASIN ACCESSORIES

To complete a commercial or residential mop service basin installation, specify and install Mustee's mop service faucet and companion products listed below.



Specifications

- 1 63.600A SERVICE FAUCET** – Chrome plated brass service sink faucet, 1/2" pipe eccentric inlets on 8" centers. Vacuum breaker integral stops, chrome plated (H&C) handles, 3/4" hose end spout with pail hook, top reinforcing bar and mounting bracket. Shall meet ANSI Specifications A112.1.1, Section 2.9 and A112.18.1M, CSA Listed. **ANSI**



- 2 65.700 HOSE and HOSE HOLDER** – Heavy-duty 5/8" diameter, reinforced 31" rubber hose with brass couplings on one end. Spring loaded, molded rubber hose holder mounts on stainless steel wall plate.



- 3 65.600 MOP HANGER** – Three spring-loaded rubber holders mounted to 3" x 22" stainless steel wall plate. Wall anchors and mounting screws included.

- 4 BUMPER GUARDS** – Protect rims, snap-on

High impact resistant vinyl

- 62.401 – 21 1/2" long white, fits Model 62M
63.401 – 20 3/4" long white, fits Models 63M and 65M
65.403 – 32 3/4" long white, fits Model 65M

Stainless steel

- 63.403 – 20 3/4" long, fits Models 63M and 65M
65.404 – 32 3/4" long, fits Model 65M

- 5 DURAGUARD™ WALL GUARDS** – Protect wall surfaces, 12" height, 20 gauge, #304 stainless steel.

- 67.2424 – two panels and bracket for 24"x 24" corner
67.2436 – two panels and bracket for 24"x 36" corner
67.24C – one 24" panel and corner bracket
67.36C – one 36" panel and corner bracket

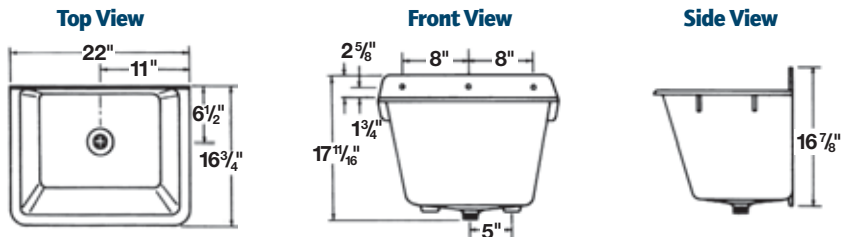
- 6 OPTIONAL SEALS** – For installations with following pipe, order separately.

- 65.308 – for 2" PVC, ABS and iron
65.309 – for 3" PVC, ABS and iron, included with mop basin
65.311 – for 3" soil pipe (no hub)

16 SERVICE MOP SINK

Wall-mounted mop sink installs anywhere, including the utility room, basement, garage or outdoors. Ideal for cleaning large utensils. Molded-in drain assembly for standard 1 1/2" trap.

Specifications



Model	Length*	Width*
16	16 3/4"	22"

12-Gallon Capacity

* Length (front to back); Width (left to right).



General: Furnish and install as shown on plans, UTILATUB® Mop Sink Model 16, as manufactured by E. L. Mustee & Sons, Inc. One-piece molded construction using structural Co-PolyPure™ thermoplastic, complete with molded-in drain assembly for 1 1/2" traps, wall mount.