

Fresh Living Tip

Capable of storing up to 112 cans, 16 wine bottles and two upright 2L bottles, this versatile model can store a full selection of wine, beer, liquor, mixers, sodas, party platters and more.

FINISH OPTIONS



24" Marvel Professional Dual Zone Wine and Beverage Center

MPBD424

Storage Adaptability

- 5.1 total cu. ft.
- 3.27 cu ft. upper zone can hold (112) 12-oz cans or (64) longneck bottles or (2) upright 2-liter bottles
- Upper zone features glide-out 3-in-1 Convertible Shelf with removable glass pane to convert to wine rack
- 1.85 cu. ft lower zone stores 16 wine bottles on (3) smooth-glide display wine racks with heavy-gauge wire cradles
- Access contents easily with full-extension, glide-out ball bearing shelving

Cooling Performance

- Two independently controlled temperature zones
- Dynamic cooling technology delivers precise temperature stability
- Proprietary shelving design provides temperature consistency from top to bottom
- Thermal-efficient cabinet insulates cooling environment and conserves energy
- Argon-filled, UV-resistant tinted dual pane glass door
- Sound-buffering design

Convenient Controls

- Multifunction controls allow you to select a precise temperature for each zone and feature convenient settings and helpful alerts

Fit & Finish

- At the touch of a button, change the interior light color to sapphire blue or arctic white
- Theater-style display lighting gently brightens as door is opened and dims to off when closed
- Elegant midnight black interior
- Professional styling: robust full-length handle and stainless steel accents
- Reversible soft-close door allows for right or left swing for adaptable installation
- Door lock provides added security

Warranty

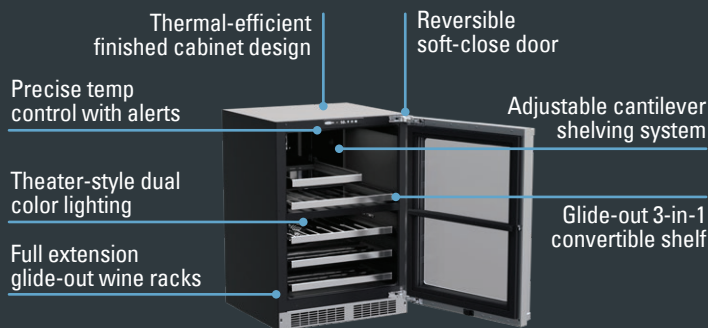
- 3-year parts and labor warranty with product registration and 5-year sealed system parts warranty



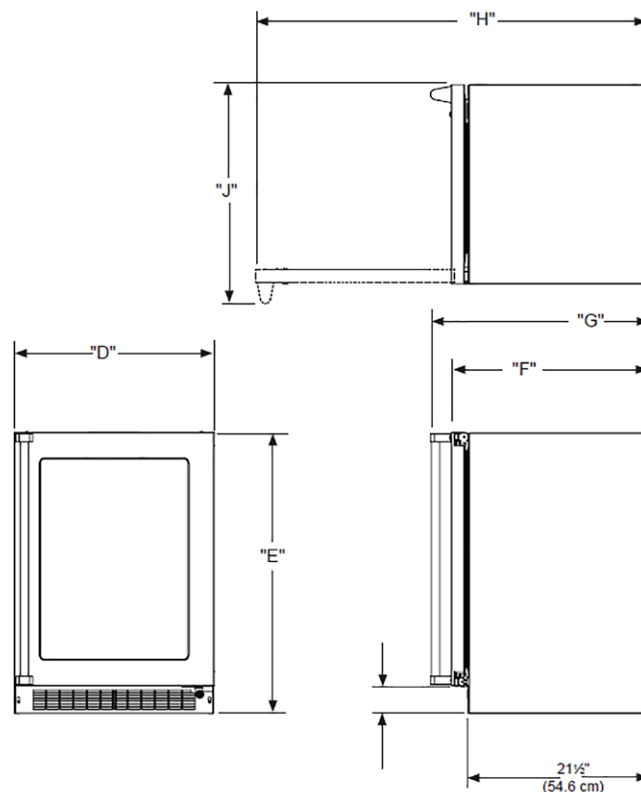
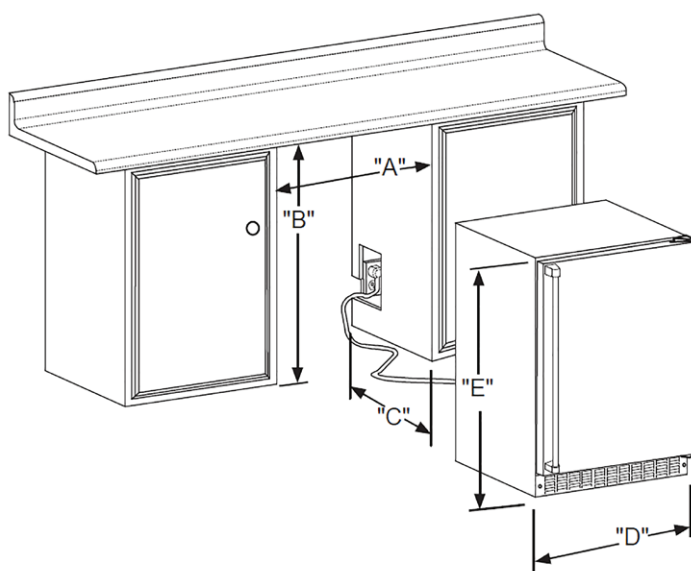
Select a precise temperature for each zone with this truly flexible, truly dual zone design with two independently controlled temperature zones. Plus, the lower shelf converts to wine storage and glides out for easy access.

DOOR STYLE	MODEL NUMBER
Stainless Steel Frame Glass	MPBD424-SG31A
Panel Ready Frame Glass	MPBD424-IG31A
Solid Panel Ready	MPBD424-IS31A
Solid Stainless Steel	MPBD424-SS31A





H: 33 3/4" W: 23 7/8" D: 26 7/32" (with handle)



Rough In Dimensions*

"A"	"B"	"C"
24"	34-1/4" to 35-1/4"	24"
(61 CM)	(87 CM to 89.5 CM)	(61 CM)

Cabinet Dimensions*

"D"	"E"	"F"	"G"	"H"	"J"
23-7/8"	33-5/8" TO 34-5/8"	23-5/8"*	26-1/8"*	47-3/4"*	26-1/2"*
(60.7 CM)	(85.4 CM TO 87.9 CM)	(60 CM)	(66.3 CM)	(146.6 CM)	(67.3 CM)

*Stainless steel model dimensions only. For panel-ready models, see the owner's guide online at marvelrefrigeration.com.

Capacity	5.1 CU. FT.
Control Type	Electronic
Sabbath Mode	Yes
Temperature Range	Upper Zone: 33° F to 45° F, Lower Zone: 38° F to 65° F
Handle Style	Professional (handle not included on panel-ready models)
Hinge Type	Reversible Soft-Close
Interior Lighting	White + Blue LED
Shelving System	Cantilevered, Smooth Ball-Bearing Glides
Toe Grille Finish	Stainless Steel (Black on Panel-Ready Models)

Lock	Yes
Electrical Requirements	115V / 60 Hz / 15A
Cord Length	6 FT.
Shipping Dimensions	28" W x 31" D x 37" H
Shipping Weight	160 LBS
Agency Approval	UL
Refrigerant Type	R600a

For comprehensive installation instructions, including panel overlay details, please visit marvelrefrigeration.com to access the owner's guide.

