

## For Commercial and Industrial Applications

Job Name \_\_\_\_\_

Contractor \_\_\_\_\_

Job Location \_\_\_\_\_

Approval \_\_\_\_\_

Engineer \_\_\_\_\_

Contractor's P.O. No. \_\_\_\_\_

Approval \_\_\_\_\_

Representative \_\_\_\_\_

# LEAD FREE\*

## G2 Series LFB6080G2, LFB6081G2 2-Piece, Full Port, Lead Free\* Bronze Ball Valves

Sizes: 1/4" – 2"

The G2 series offers 2-Piece, Full Port, Lead Free, Bronze Ball valve used commercial and industrial applications. The valves feature a blowout proof stem and a full-port orifice to ensure minimal pressure drop. The G2 series offers solder and NPT end-connections with Lead Free NSF-372 certification.

### Features

- Lead Free\*, forged bronze body and adapter
- Full-port flow
- Full range of sizes from 1/4" – 2" (8 - 50mm)
- Certified to NSF 372
- Minimal pressure drop due to large ports
- Blowout proof, pressure retaining stem
- Adjustable stem packing gland
- White handles for easy Lead Free\* identification
- BAA Compliant
- 100% Factory tested in USA
- Used in commercial and industrial applications for a full range of liquids and gasses.

### Models

**LFB6080G2** 1/4" – 2" threaded NPT end connections

**LFB6081G2** 3/8" – 2" solder end connections\*\*



### Pressure — Temperature

#### Temperature Range:

0°F - 400°F (-18°C - 205°C) @ 50psi (3.4 bar)

#### Pressure Range:

1/4" – 2" 600psi (41 bar) WOG, non-shock;  
150psi (10.3 bar) WSP

### Specifications

A 2-piece full port Lead Free\* bronze ball valve to be installed as indicated on the plans. Valves with top loaded stems or valves without adjustable packing are not acceptable. Pressure rating no less than 600psi (41 bar) WOG non-shock and 150psi (10 bar) WSP. The valve shall be constructed using Lead

Free\* bronze. Lead Free\* ball valves shall comply with state codes and standards, where applicable, requiring reduced lead content. Valve must conform to NSF 372 and shall be a Watts Series LFB6080G2 (threaded) or LFB6081G2 (solder).

### Standards

Tested and Certified by NSF International  
NSF 372 Lead Free.



### Applications

- Full range of fluids
- Hydronic Heating (90% glycol max)
- Low Pressure Steam, 15 psi max
- Not applicable for flammable gas installations
- Not compatible with soft annealed copper tubing

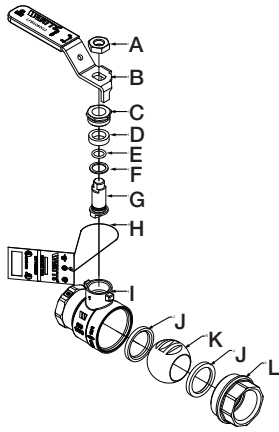
\*The wetted surface of this product contacted by consumable water contains less than 0.25% of lead by weight.

### NOTICE

Apply heat with the flame directed **AWAY** from the center of the valve body. Excessive heat can harm the seats. After soldering, the packing nut may have to be tightened.

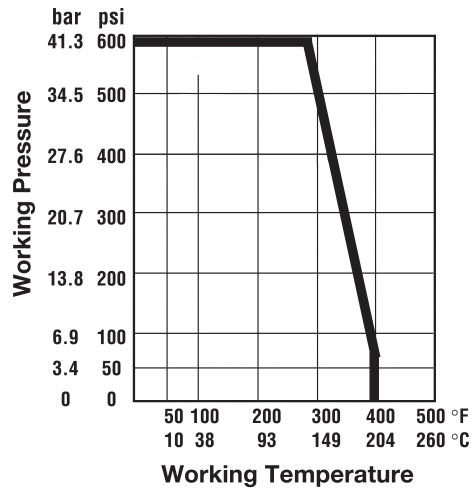
Watts product specifications in U.S. customary units and metric are approximate and are provided for reference only. For precise measurements, please contact Watts Technical Service. Watts reserves the right to change or modify product design, construction, specifications, or materials without prior notice and without incurring any obligation to make such changes and modifications on Watts products previously or subsequently sold.

## Materials

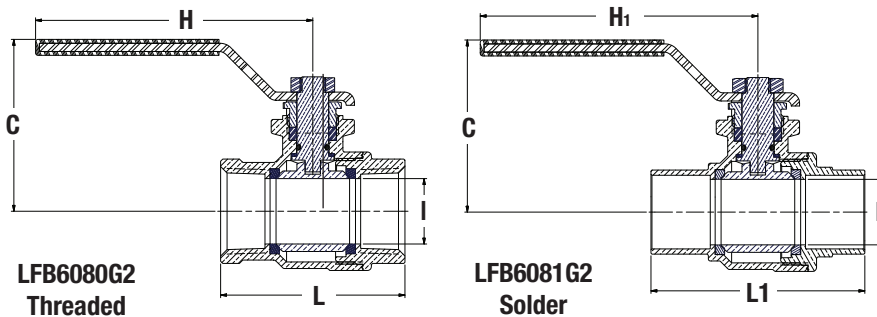


- A. Handle Nut            Zinc-plated carbon steel
- B. Handle Assembly    Zinc-plated carbon steel with vinyl insulator
- C. Packing Nut            Brass
- D. Stem Packing        Virgin PTFE
- E. O-ring                Fluorocarbon elastomer (FKM)
- F. Thrust Washer        Virgin PTFE
- G. Stem                 Lead Free\* Brass
- H. Tag                  Cardboard, Mylar coated both sides
- I. Body                 Forged Lead Free\* bronze
- J. Seats                 Virgin PTFE
- K. Ball                 Chrome-plated Lead Free\* brass
- L. Adapter              Forged Lead Free\* bronze

## Temperature – Pressure



## Dimensions – Weights



**LFB6080G2**  
Threaded

**LFB6081G2**  
Solder

| SIZE   | DIMENSIONS |    |         |     |       |    | WEIGHT  |      |         |     |         |      |         |      |
|--------|------------|----|---------|-----|-------|----|---------|------|---------|-----|---------|------|---------|------|
|        | C          |    | H, H1   |     | I     |    | L       |      | L1      |     | LFB6080 |      | LFB6081 |      |
| in     | in         | mm | in      | mm  | in    | mm | in      | mm   | in      | mm  | lbs.    | kg   | lbs.    | kg   |
| 1/4"   | 1 13/16    | 46 | 3 7/16  | 87  | 7/16  | 11 | 1 3/4   | 47   | -       | -   | 0.4     | 0.2  | -       | -    |
| 3/8"   | 1 13/16    | 46 | 3 7/16  | 87  | 1/2   | 13 | 1 7/8   | 48.3 | 1 15/16 | 49  | 0.4     | 0.2  | 0.4     | 0.18 |
| 1/2"   | 1 13/16    | 46 | 3 7/16  | 87  | 1/2   | 13 | 2       | 57   | 2 1/8   | 54  | 0.5     | 0.22 | 0.4     | 0.18 |
| 3/4"   | 2 1/4      | 58 | 3 15/16 | 101 | 3/4   | 19 | 2 1/4   | 58   | 3       | 76  | 0.9     | 0.41 | 0.8     | 0.36 |
| 1"     | 2 5/8      | 67 | 4 1/4   | 108 | 1     | 26 | 3       | 77   | 3 1/2   | 89  | 1.4     | 0.65 | 1.3     | 0.57 |
| 1-1/4" | 2 13/16    | 72 | 4 1/4   | 108 | 1 1/4 | 32 | 3 3/8   | 86   | 3 7/8   | 98  | 2.1     | 0.94 | 1.8     | 0.82 |
| 1-1/2" | 3 3/16     | 80 | 5 5/16  | 135 | 1 1/2 | 38 | 3 11/16 | 93   | 4 5/16  | 109 | 3.1     | 1.4  | 2.7     | 1.23 |
| 2"     | 3 1/2      | 89 | 6       | 153 | 2     | 51 | 4 1/4   | 108  | 5 3/8   | 136 | 4.9     | 2.25 | 4.4     | 2.02 |

