

Job Name _____
 Job Location _____
 Engineer _____
 Approval _____

Contractor _____
 Approval _____
 Contractor's P.O. No. _____
 Representative _____

LEAD FREE*



AquaLock™ Brass Elbows

Lead Free* Brass push-to-connect Elbows

Sizes: 1/2" - 3/4"

Watts AquaLock push-to-connect brass elbows are designed and manufactured for many years of trouble free service. Watts AquaLock fittings are manufactured from Lead Free* brass and incorporate the proven Watts AquaLock patented (7,354,079 B2) O-ring and Collet design which allows for quick and easy connections without the use of installation or disconnection tools. The Lead Free* Brass push-to-connect Fittings features Lead Free* construction to comply with Lead Free* installation requirements.

Specifications

Connection shall be made using Watts AquaLock Brass push-to-connect fittings with Integral Collet and O-ring guide. Fitting shall be able to fully rotate under pressure and allow for easy disconnect and reuse without tools. Lead Free* push-to-connect fittings shall comply with state codes and standards, where applicable, requiring reduced lead content.

Approvals

ASSE 1061-2006, NSF/ANSI 14, NSF/ANSI 61, CSA B137.5, ASTM F877

Ratings

250psi @ 200°F (13.8 bar @ 93°C)

NOTICE

For compliance to ASSE 1061 a pipe insert (provided) must be used with each connection when joining PEX pipe.

A push ring clip is provided for each CTS connection and is intended to prevent accidental disconnection of fitting during pull-through installations while the system is unpressurized. To disconnect the fitting, manually remove the push ring clip and depress the push ring.



LF4717



LF4718



LF4722



LF4717R



LF4721



NOTICE

The information contained herein is not intended to replace the full product installation and safety information available or the experience of a trained product installer. You are required to thoroughly read all installation instructions and product safety information before beginning the installation of this product.

*The wetted surface of this product contacted by consumable water contains less than 0.25% of lead by weight.

Watts product specifications in U.S. customary units and metric are approximate and are provided for reference only. For precise measurements, please contact Watts Technical Service. Watts reserves the right to change or modify product design, construction, specifications, or materials without prior notice and without incurring any obligation to make such changes and modifications on Watts products previously or subsequently sold.



Dimensions – Weights – Weight and Dimensions are approximate (tolerance +/- 1/8)

Brass Elbows

MODEL	ORDERING CODE	SIZE & CONNECTION	DIMENSIONS												ITEM WEIGHT			
			A		B		C		D		E		F		lbs.	kgs.		
			in.	mm	in.	mm	in.	mm	in.	mm	in.	mm	in.	mm	in.	mm		

Elbows

Package Type: Single Pack

LF4717-08	0472061	3/8"CTS	7/8	22.1	3/8	13	1 1/8	27.9									0.12	0.67
LF4717-10	0472016	1/2"CTS	1	27.1	1/2	16.2	1 3/8	34.7									1.48	0.67
LF4717-14	0472017	3/4"CTS	1 1/8	34.3	3/4	22.4	1 3/8	41.7									0.27	0.12
LF4717-18	0472018	1"CTS	1 3/8	42.3	1	29	2	48.6									0.47	0.21

Package Type: Bulk Pack

LF4717-10CP	0472066	1/2"CTS	1	27.1	1/2	16.2	1 3/8	34.7									1.48	0.67
LF4717-14CP	0472067	3/4"CTS	1 1/8	34.3	3/4	22.4	1 3/8	41.7									0.27	0.12

MODEL	ORDERING CODE	SIZE & CONNECTION	DIMENSIONS												ITEM WEIGHT			
			A		B		C		D		E		F		lbs.	kgs.		
			in.	mm	in.	mm	in.	mm	in.	mm	in.	mm	in.	mm	in.	mm		

Reducing Elbows

LF4717R-1410	0472019	3/4"CTSx1/2"CTS	1 1/8	34.2	3/4	22.4	1	27	1/2	16.1	1 1/2	38	1 1/2	38.6	0.21	0.09		
LF4717R-1814	0472020	1"CTSx3/4"CTS	1 3/8	42.2	1	28.8	1 1/8	34.2	3/4	22.4	1 1/2	38.6	1 3/8	42.2	0.37	0.17		

MODEL	ORDERING CODE	SIZE & CONNECTION	DIMENSIONS												ITEM WEIGHT			
			A		B		C		D		E		F		lbs.	kgs.		
			in.	mm	in.	mm	in.	mm	in.	mm	in.	mm	in.	mm	in.	mm		

Stackable Elbows

LF4718-10	0472021	1/2"CTSx1/2"CTS	1	27.1	1/2	16.2	1 1/8	33.4	2 1/8	55	1 3/8	35.4					0.19	0.17
LF4718-14	0472022	3/4"CTSx3/4"CTS	1 1/8	34.3	3/4	22.4	1 1/4	40.2	2 3/4	70	1 3/8	42.2					0.37	0.88
LF4718-18	0472023	1"CTSx1"CTS	1 3/8	42.3	1	29	18/9	47.9	3	75	2	49.9					0.48	0.22

MODEL	ORDERING CODE	SIZE & CONNECTION	DIMENSIONS												ITEM WEIGHT			
			A		B		C		D		E		F		lbs.	kgs.		
			in.	mm	in.	mm	in.	mm	in.	mm	in.	mm	in.	mm	in.	mm		

Male Elbows

LF4719-1008	0472025	1/2"CTSx1/2"NPT	1	27	1/2	16.1	1 1/8	30.8	1 1/8	33.7							0.18	0.08
LF4719-1412	0472026	3/4"CTSx3/4"NPT	1 1/8	34.2	3/4	22.4	1 1/2	37.1	1 1/2	38.6							0.18	0.08

MODEL	ORDERING CODE	SIZE & CONNECTION	DIMENSIONS												ITEM WEIGHT			
			A		B		C		D		E		F		lbs.	kgs.		
			in.	mm	in.	mm	in.	mm	in.	mm	in.	mm	in.	mm	in.	mm		

Female Elbows

LF4720-1008	0472028	1/2"CTSx1/2"NPT	1	27	1/2	16.1	1 1/8	30.8	1 1/8	33.7							0.18	0.08
LF4720-1412	0472029	3/4"CTSx3/4"NPT	1 1/8	34.2	3/4	22.4	1 1/2	37.1	1 1/2	38.6							0.18	0.08

MODEL	ORDERING CODE	SIZE & CONNECTION	DIMENSIONS												ITEM WEIGHT			
			A		B		C		D		E		F		lbs.	kgs.		
			in.	mm	in.	mm	in.	mm	in.	mm	in.	mm	in.	mm	in.	mm		

Elbows 45°

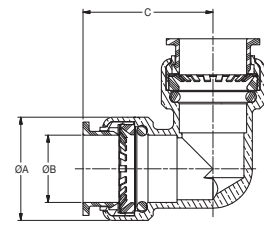
LF4722-14	0472032	3/4"CTS	1 1/8	34.3	3/4	22.4	1 3/8	42.2									0.27	0.12
LF4722-18	0472033	1"CTS	1 3/8	42.3	1	29	2	49.9									0.47	0.21

MODEL	ORDERING CODE	SIZE & CONNECTION	DIMENSIONS												ITEM WEIGHT			
			A		B		C		D		E		F		lbs.	kgs.		
			in.	mm	in.	mm	in.	mm	in.	mm	in.	mm	in.	mm	in.	mm		

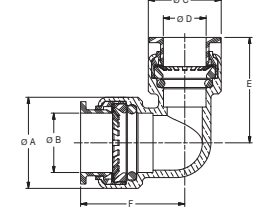
Drop Ear Elbows

LF4721-1008	0472034	1/2"CTSx1/2"NPT	1/2	16	1	27	1 1/4	33										
-------------	---------	-----------------	-----	----	---	----	-------	----	--	--	--	--	--	--	--	--	--	--

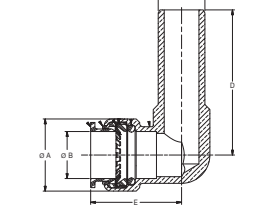
LF4717



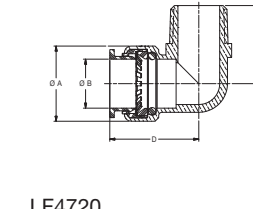
LF4717R



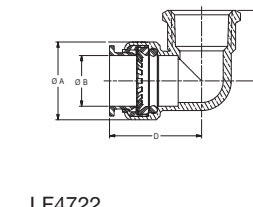
LF4718



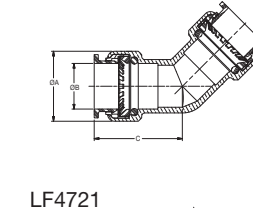
LF4719



LF4720



LF4722



LF4721

