

# Oasis 48-inch, Open-Top Acrylic Shower Compartment With ActivLife 3-Bar (2-horizontal / 1-vertical) Package

48-inch / Private Access / Bars Only



**Specification** – Oasis one-piece, 48 x 32-3/4-inch deep, open-top, vacuum formed acrylic shower with center drain, model SHA-4833, offered in a standard 4.5-inch or 6-inch (ABF) dam configuration. ActivLife package includes a horizontal bar across the back wall, a bar across the control wall, and a vertical bar at the entry on the control wall.

**Standards Certification:**

The shower compartment listed is manufactured in compliance with ANSI Z124 Standards, and certified through an ongoing, independent quality assurance and testing program.

The factory-applied grab bar package is certified through an independent review program.



**SHA-4833 / BP2-R**  
(RH control / 3-bar package)  
Model & Package Illustrated

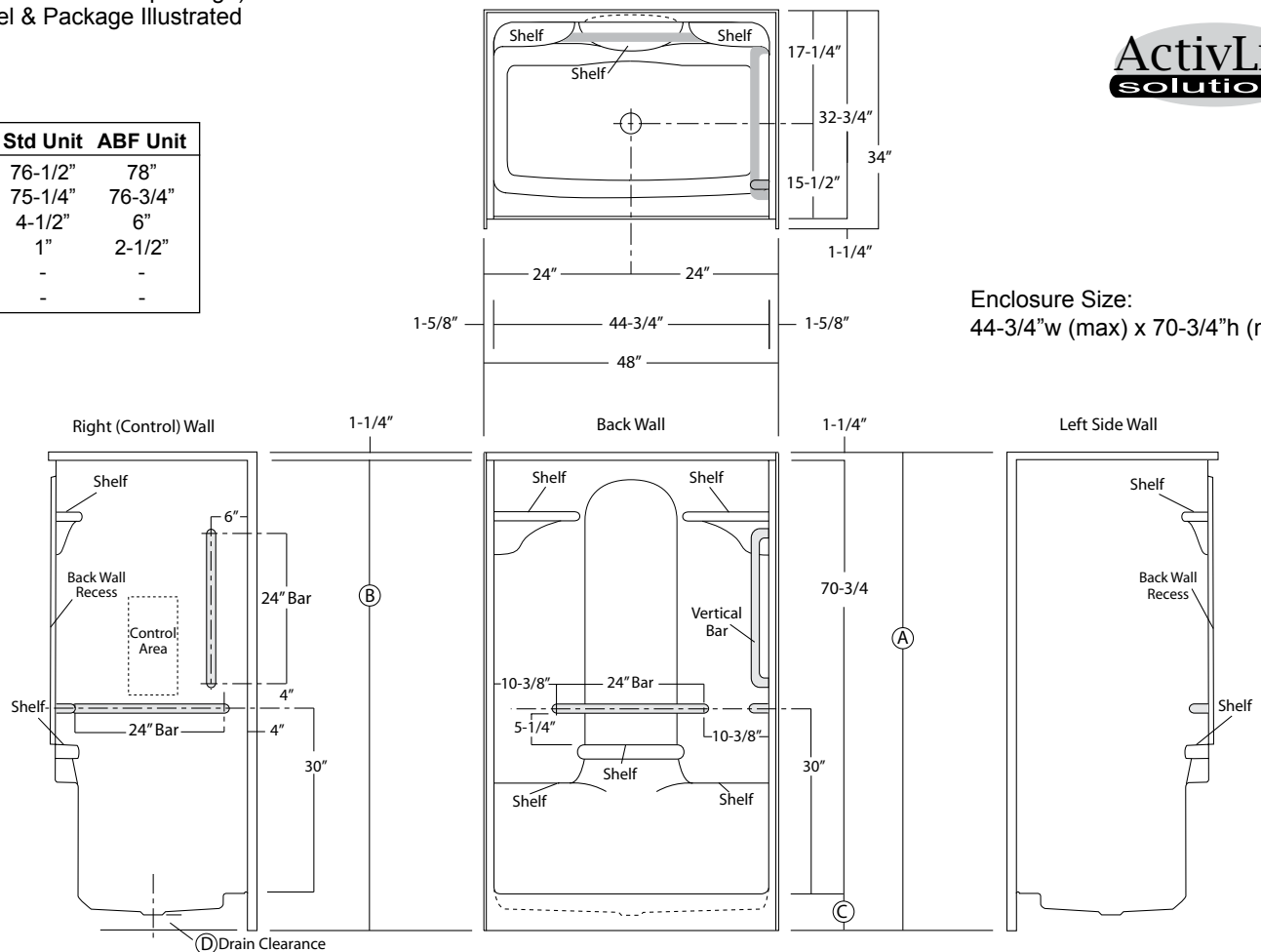
**NOTE:** Positioning of factory attached grab bars allow for installation of a shower enclosure.



Home Innovation  
LAB CERTIFIED™



	Std Unit	ABF Unit
A	76-1/2"	78"
B	75-1/4"	76-3/4"
C	4-1/2"	6"
D	1"	2-1/2"
E	-	-
F	-	-



Enclosure Size:  
44-3/4"w (max) x 70-3/4"h (max)

Dimensions shown are maximum. Due to the nature of the materials involved, actual unit dimensions can vary (tolerances: +0 / -3/8 inch). Oasis reserves the right to modify or discontinue product and/or associated equipment without prior written or verbal notification or obligation.

Model ID	Package Code	Description (define configuration referencing control wall)
SHA-4833 (Std or ABF)	/ BP2-R (right wall)	48" x 32-3/4", open-top acrylic shower with center drain, 4.5" (Std) or 6" (ABF) dam, and ActivLife 1.50" dia. stainless steel 3-bar package (single horizontal bar on back wall and control wall, single vertical bar on control wall).
SHA-4833 (Std or ABF)	/ BP2-L (left wall)	

**Powder Coated Bar Packages (1.25-inch dia.)**

SHA-4833 (Std or ABF)	/ BP2-R WHT (right wall)	48" x 32-3/4", open-top acrylic shower with center drain, 4.5" (Std) or 6" (ABF) dam, and ActivLife 1.25" dia. white powder coated, 3-bar package (single horizontal bar on back wall and control wall, single vertical bar on control wall).
SHA-4833 (Std or ABF)	/ BP2-L WHT (left wall)	
SHA-4833 (Std or ABF)	/ BP2-R OFW (right wall)	48" x 32-3/4", open-top acrylic shower with center drain, 4.5" (Std) or 6" (ABF) dam, and ActivLife 1.25" dia. off-white powder coated 3-bar package (single horizontal bar on back wall and control wall, single vertical bar on control wall).
SHA-4833 (Std or ABF)	/ BP2-L OFW (left wall)	
SHA-4833 (Std or ABF)	/ BP2-R SNK (right wall)	48" x 32-3/4", open-top acrylic shower with center drain, 4.5" (Std) or 6" (ABF) dam, and ActivLife 1.25" dia. nickel 3-bar package (single horizontal bar on back wall and control wall, single vertical bar on control wall).
SHA-4833 (Std or ABF)	/ BP2-L SNK (left wall)	

**Package Notes:**

1. Model available without listed package.
2. For package without vertical bar at entry see ActivLife "BP1" package code.
3. For bar and folding seat packages, see ActivLife "TL-RS/LS" and "TLV-RS/LS" package codes.

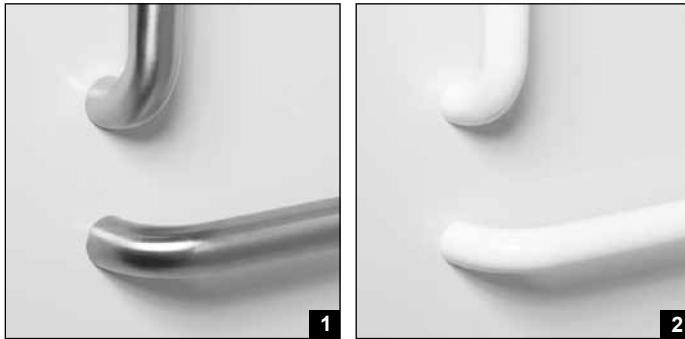
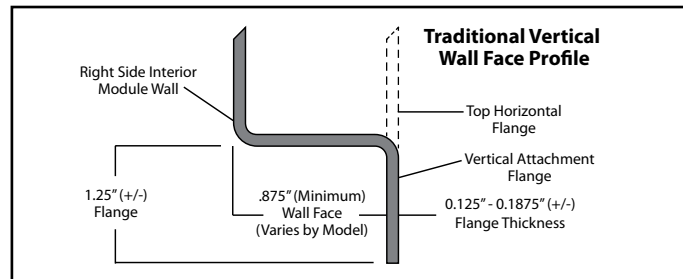


Photo 1: Grab Bars: Factory-installed 1.50-inch diameter, concealed attachment, 18 gauge, #304 brushed stainless steel grab bars. Concealed attachment design provides tamper-resistance and minimizes debris collection areas at contact points, compared to common exposed flange bar designs, without compromising bar attachment integrity. (Reinforced areas include a structural core material encapsulated in FRP composite.)

Photo 2: Grab Bars: Factory-installed 1.25-inch dia. powder coated (in finishes listed above), concealed attachment, 18 gauge, #304 stainless steel grab bars. Concealed attachment design provides tamper-resistance and minimizes debris collection areas at contact points, compared to common exposed flange bar designs, without compromising bar attachment integrity. (Reinforced areas include a structural core material encapsulated in FRP composite.)